

F50HN

Compact, Series 2
48 hp



Packed with features to help accomplish your goals


Compact enough to give you the versatility you need, and powerful enough to take on the tougher jobs on and off the field.




1. New iconic hood



2. Comfortable suspension seat



3. Ergonomic lever




4. Highly responsive forward & reverse HST (F50HN)



5. High-capacity fuel tank



6. High visibility instrumental panel



Eco-friendly TYM 4-cylinder Stage V engine

Equipped with a naturally aspirated engine designed and manufactured by TYM, the tractor is designed to be eco-friendly and fuel-efficient but makes no compromise on performance and reliability.



Tilt steering wheel

The tilt steering wheel allows operators to adjust the position of the steering wheel for a more comfortable driving experience.



PTO on/off switch

Safety is always first. The PTO switch ensures the safe operation of all tractor attachments.



LED work light (Optional)

Full front & rear LED work lights facilitate safer operations, particularly in low visibility conditions such as rainy or dusty work environments.



Differential lock system & low turning angle

The differential lock system activated with easily accessible levers provides enhanced traction in slippery work environments. 52° turning angle makes operation in narrow areas much easier.



Water-separating fuel filter

The water-separating fuel filter prevents foreign substances from entering the fuel, ensuring better engine start ability and preventing damage to the machine.

Technical specifications

ENGINE	
Engine manufacturer	TYM A2300N4-ETR_5
Type	Natural Aspiration
Gross engine power	48 hp
PTO power	40 hp 29.8 kW
Rated engine speed	2600 rpm
No. of cylinders	4
Displacement	139.5 cu. in. 2287 cc
Air cleaner	Dry Element
Alternator	12V, 50A
Fuel system	Water-cooled Diesel
POWERTRAIN	
Transmission type	HST
No. of speeds	3-Range
Max. traveling speed	3.7-18.7 mph 6.1-30.2 kmph
Brakes	Wet, Multi-disc
Steering	Hydrostatic
Clutch	Dry Single Plate
CAPACITIES	
Fuel tank	7.1 gal 27 L
Coolant	1.4 gal 5.5 L
Crankcase	4.7 qt 4.5 L
Transmission/Hydraulics system	9.7 gal 37 L
Front axle	1.6 gal 6.4 L

PTO	
PTO type	Independent
PTO control	Electric/hydro
PTO rear	580/780 rpm
HYDRAULIC SYSTEM	
Pump type	Gear Pump
Implement flow	11.4 gpm 43.2 l/min
Steering flow	5 gpm 18.9 l/min
Total flow	16.4 gpm 62.1 l/min
Category, 3-point hitch	I
Hitch lift capacity	3306 lb 1500 kg
Hitch lift capacity at 24 inches behind link ends	2425 lb 1100 kg
Lift control type	Position/Draft
No. of standard remote valves	2/2
DIMENSIONS & WEIGHTS	
Overall length with 3-point hitch	135 in. 3429 mm
Overall width	57 in. 1450 mm
Wheelbase	65.7 in. 1670 mm
Height to top of ROPS	69.9 in. 2462 mm
Min. ground clearance	15.3 in. 390.5 mm
Min. turn radius without brakes	107.6 in. 2735 mm
Weight with ROPS	3393 lb 1539 kg
STANDARD TIRES	
R1 Agricultural - Front	8-16, 4PR
R1 Agricultural - Rear	12.4-24, 8PR
R3 Turf - Front	27x8.5-15, 6PR
R3 Turf - Rear	41x14.00, 4PR
R4 Industrial - Front	10-16.5, 6PR
R4 Industrial - Rear	420/70-24, 6PR

BL15SL Front-End Loader

Attachments

The BL15SL front-end loader takes advantage of the power and durability of TYM compact tractors. Ideal for tasks that require more strength, the BL15SL front-end loader can help you get your tasks done more efficiently.



Lift height	106 in. / 2692 mm
Lift capacity	2409 lb / 1093 kgf
Bucket capacity	8.1 cu. ft / 0.23 cu. m

CAPACITIES & REACH	
Lift height	106 in. 2692 mm
Max. lift height under level bucket	97.4 in. 2474 mm
Clearance with bucket dumped	77.8 in. 1977 mm
Reach at maximum lift height	15.8 in. 400 mm
Max. dump angle	56°
Reach with bucket on ground	74.3 in. 1888 mm
Max. rollback angle	48°
Digging depth	5 in. 127 mm
Lift capacity	2409 lb 1093 kgf
Breakout force at ground level, pivot points	3468 lb 1573 kgf
Bucket rollback force at ground line	3415 lb 1549 kgf
Bucket capacity	8.1 cu. ft 0.23 cu. m
Self leveling	NA
Relief valve setting (Loader control valve)	2418 psi 170 kg/sq. cm

DIMENSIONS & WEIGHTS	
Overall height in carry position	58 in. 1472 mm
Depth of Attachment (to the back of the inner shell)	21.1 in. 536 mm
Height of Attachment	20.5 in. 520 mm
Length of Attachment (to pivot point)	28.6 in. 726 mm
Weight of boom & quick attach mechanism (1)	622 lb 282 kg
Weight of mounting frame (2)	269 lb 122 kg
Weight of bucket (3)	225 lb 102 kg
Loader total weight (1+2+3)	1116 lb 506 kg
Lift cylinder	2.2X1.2 in. 55X30 mm
Bucket cylinder	2.2X1.2 in. 55X30 mm
Attachment used for specification	62 in. 1570 mm

CYCLE TIMES	
Boom raising time	4.3 sec
Boom lowering time	3 sec
Bucket rollback time	2.3 sec
Bucket dumping time	3.2 sec

BH150 Backhoe

Attachments

The BH150 complements the power and strength of the Series 2 compact tractors, enhancing performance and versatility without compromising safety.

Digging depth	92.2 in. / 2342 mm
Loading height	89.3 in. / 2268 mm
Backhoe reach	117.7 in. / 3134 mm



CAPACITIES & REACH	
Backhoe reach	117.7 in. 3134 mm
Swing angle	180°
Bucket rotation	149°
Stabilizer spread (lowered position)	99.3 in. 2522 mm
Stabilizer spread (raised position)	71.5 in. 1816 mm
PERFORMANCE	
Digging depth	92.2 in. 2342 mm
Loading height	89.3 in. 2268 mm
Max. leveling angle	10°
Angle of departure	18°

DIMENSIONS & WEIGHTS	
Transport overhang	47 in. 1194 mm
Transport height (max.)	83.5 in. 2121 mm

COMPATIBLE BUCKET SIZES	
TYM's multi-purpose buckets are capable of bulldozing, scraping, loading, metering, moving, and clamping material.	
9" backhoe bucket	12" backhoe bucket
16" backhoe bucket	18" backhoe bucket
24" backhoe bucket	

Upgrades for the Series 2, F50HN

Complement the capabilities of your TYM tractor with compatible accessories and options.

Accessories



Options

Tire	R1 Agricultural Tires	F 8 - 16 4PR	R 12.4-24 8PR
Tire	R3 Turf Tires	F 27x8.5 - 15 6PR	R 41x14.00 4PR
Tire	R4 Industrial Tires	F 10 - 16.5 6PR	R 420/70-24 6PR



Designed for your world

TYM creates tractors that bring together alluring form, advanced function and accessible value. Through Korean expertise in design, engineering and manufacturing, the company helps owners overcome every obstacle as they shape the world around them.

Headquartered in Korea with distribution across North America, Europe, and Asia, and assembly operations in the USA, TYM has been empowering customers for over 70 years.

www.tym.world