

T1104

Utility, Series 5
111 hp



Packed with features to help accomplish your goals

Take utilization to the next level with one of the largest TYM tractors. The T1104 is equipped to tackle the toughest of jobs with maximized productivity.




1. Front wipers



4. Main shift D-clutch



2. 3rd function



5. 4WD




3. External hitch control buttons



6. Extendable lower link ends





4-cylinder, Tier 4 Doosan diesel engine

With high power output and low-end torque, this engine maintains the highest level of performance with enhanced efficiency. The advanced fuel injection system and turbo charger, the engine drives tractor productivity in challenging conditions and applications.



Interior detailing to promote operator comfort

Operators can activate core functions easily from the main console, including the PTO on/off switch. Digital displays provide alerts and diagnostic information instantly and at a glance. In addition to a spacious and ergonomic seat, the operator platform has a flat floor with a rubber mat to support comfort during entry, exit and while driving.




Durable, shock absorbing axle configuration

The heavy duty 4WD front axle allows the tractor to lift heavy loads and tow large implements while absorbing shock and maintaining tractor stability. Powerful hydraulics support the power steering system, which benefits from a dual action mechanism using a hydraulic cylinder and tandem type hydraulic pump.



Deluxe cabin with climate control

While providing easy entry and exit from both side doors and a host of modern amenities to maximize operator comfort, this tractor boasts greater visibility with heating and A/C as standard. This enables operators to facilitate task completion, safely and productively in warmer or colder weather.



3-point hitch with powerful lift capacity

The 3-point linkage on the rear has an impressive lift capacity that reaches the end ball joint. The rear PTO control can be used to adjust rpm based on the task, increasing it for more intensive applications like slashing and digging.



6-port rear hydraulic valve for add-on functions

The 6-port valve on the rear of the tractor allows implements of different functions to be controlled easily. This is particularly beneficial for applications like row crop farming and material handling, as trailers are fit with an optional hydraulic brake.

Technical specifications

ENGINE	
Engine manufacturer	Doosan Infracore D34P
Type	Turbo
Gross engine power	111 hp
PTO power	98.8 hp 73.7 kW
Rated engine speed	2300 rpm
No. of cylinders	4
Displacement	208 cu. in. 3409 cc
Air cleaner	Dual Dry
Alternator	12V, 110A
Fuel system	CRDI
POWERTRAIN	
Transmission type	Power Shuttle & Hi/Lo shift
No. of speeds	F32xR32
Max. traveling speed	24.6 mph 39.6 kmph
Brakes	Wet Disc
Steering	Hydrostatic
Clutch	Wet Multi Plate
CAPACITIES	
Fuel tank	29.1 gal (DEF 5.3 U.S. gal.) 110 L (DEF 20 L)
Coolant	4.4 qt 16.5 L
Crankcase	4.2 qt 15.9 L
Transmission/Hydraulics system	19.8 gal 75 L
Front axle	4.6 qt 17.4 L

PTO	
PTO type	Independent
PTO control	Electric/Hydro
PTO rear	540/750/1000 rpm
HYDRAULIC SYSTEM	
Pump type	Dual Gear Pump
Implement flow	14.2 gpm 53.75 l/min
Steering flow	7.1 gpm 26.88 l/min
Total flow	21.3 gpm 80.69 l/min
Category, 3-point hitch	II
Hitch lift capacity	6860 lb 3112 kg
Hitch lift capacity at 24 inches behind link ends	5490 lb 2490 kg
Lift control type	Position/Draft/Elec
No. of standard remote valves	3
DIMENSIONS & WEIGHTS	
Overall length with 3-point hitch	167.32 in. 4250 mm
Overall width	86 in. 2185 mm
Wheelbase	90.55 in. 2300 mm
Height to top of ROPS	107 in. 2718 mm
Min. ground clearance	18.3 in. 465 mm
Min. turn radius with brakes	143.7 in. 3650 mm
Min. turn radius without brakes	162 in. 4120 mm
Weight with cab	8929 lb 4050 kg
STANDARD TIRES	
R1 Agricultural - Front	FSTR 380/85R24 TL (14.9R24)
R1 Agricultural - Rear	FSTR 460/85R34 TL (18.4R34)

TX110SL Front-End Loader

Attachments

TX110SL front-end loader is designed for durable performance with enhanced features that are a cut above the rest. Taking full advantage of the capabilities of the TYM T1104 utility tractor, this attachment is best for heavy duty applications.



Lift height	144.4 in. / 3667 mm
Lift capacity	4129 lb / 1873 kgf
Bucket capacity	19.1 cu. ft / 0.54 cu. m

CAPACITIES & REACH	
Lift height	144.4 in. 3667 mm
Max. lift height under level bucket	134.6 in. 3418 mm
Clearance with bucket dumped	115 in. 2921 mm
Reach at maximum lift height	23 in. 584 mm
Max. dump angle	56°
Reach with bucket on ground	93.1 in. 2366 mm
Max. rollback angle	48°
Digging depth	10.2 in. 260 mm
Lift capacity	4129 lb 1873 kgf
Breakout force at ground level, pivot points	6025 lb 2733 kgf
Bucket rollback force at ground line	4189 lb 1900 kgf
Bucket capacity	19.1 cu. ft 0.54 cu. m
Self leveling	Available
Relief valve setting (Loader control valve)	2845 psi 200 kg/sq. cm

DIMENSIONS & WEIGHTS	
Overall height in carry position	76 in. 1931 mm
Depth of Attachment (to the back of the inner shell)	25.1 in. 639 mm
Height of Attachment	24.1 in. 611 mm
Length of Attachment (to pivot point)	33 in. 839 mm
Weight of boom & quick attach mechanism (1)	1073.6 lb 487 kg
Weight of mounting frame (2)	687.8 lb 312 kg
Weight of bucket (3)	434.3 lb 197 kg
Loader total weight (1+2+3)	2195.8 lb 996 kg
Lift cylinder	2.8x1.6 in. 70x40 mm
Bucket cylinder	2.8x1.6 in. 70x40 mm
Attachment used for specification	86.6 in. 2200 mm
CYCLE TIMES	
Boom raising time	4.8 sec
Boom lowering time	3.3 sec
Bucket rollback time	2.2 sec
Bucket dumping time	3.2 sec

COMPATIBLE BUCKET SIZES

TYM's multi-purpose buckets are capable of bulldozing, scraping, loading, metering, moving, and clamping material.

87" Front-End Loader bucket

Upgrades for the Series 5, T1104

Complement the capabilities of your TYM tractor with compatible accessories and options.

Accessories

Block heater

Front counterweights



Options

Tire

R1 Agricultural Tires

F FSTR 380/85R24 TL (14.9R24)

R FSTR 460/85R34 TL (18.4R34)



Designed for your world

TYM creates tractors that bring together alluring form, advanced function and accessible value. Through Korean expertise in design, engineering and manufacturing, the company helps owners overcome every obstacle as they shape the world around them.

Headquartered in Korea with distribution across North America, Europe, and Asia, and assembly operations in the USA, TYM has been empowering customers for over 70 years.

www.tym.world