

2023 Catalog

Series 6

Utility Tractors

127 hp



For distribution and sales in North American territories

Series 6 Utility Tractors

The Series 6 tractors combine robust interiors and exteriors, equipping them for heavy duty and time-intensive applications. Whether you are looking to traverse hard or soft terrain, power large

implements or attachments and maximize productivity of the engine or operator, the Series 6 tractors cover it all.



T130

Engine power	Lift capacity
127 hp -	3747.6 kg

Taking utility to the next level, by design

In addition to impressive lift capabilities, greater transmission controls and power output, the Series 6 tractors are equipped with deluxe operator amenities. With cabins that provide lasting comfort, these tractors also promote operator productivity and accelerate project completion.

Featuring models capable of reaching speeds as low 0.1 mph (0.2 kmph), this series demonstrates effectiveness in applications where high-impact results need to be made in fewer passes, such as trenching. The high-efficiency, liquid cooled engine allows for less than 10% drop off from the front to the back of the tractor. Combined with a large volume fuel tank, this tractor is ready to take on any time-intensive, heavy-duty application, productively and cost-effectively.

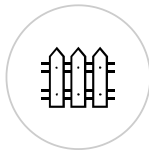
Most popular applications



Material
Handling



Land Clearing
& Forestry



Construction



Arable
Farming



All the right features to get the job done



Powerful, productive Deutz engine

Boasting precise German engineering, this engine offers high power and torque even at lower RPMs. Optimized to work with minimal breakdown, this engine offers productive work over a longer lifecycle.



Smart charger and insulated cup holder

The T130 has the most premium features for operator convenience, including a wireless smartphone charger and a keep hot or cold cupholder, within easy reach from the operator seat.



LED worklights for better visibility

Work safely in low-light conditions, with brighter lights and a wider field of illumination.



10.1 inch touchscreen monitor

Use the easy-to-read 10.1-inch touch screen monitor to view vital information such as the vehicle status.



Side / rear work lights

Work lights are located on the sides and rear of the tractor to allow the operator to safely enter and exit



Electronic organ-type pedal

The organ-style pedal, eases strain on the ankles so that the pedal can be pushed with less effort and give more accurate control to the operator.

T130

The next evolution



Key specifications:

Engine power
127 hp -


Engine manufacturer
Deutz TCD3.6L4-CFXT95U

Lift capacity
3747.6 kg

PTO power
118 hp -




1. Backlit logo



2. LED Dual side mirrors



3. Push to start button



4. Adjustable suspension seat



5. External hydraulic top link switch



6. Digital instrument panel

Specification Guide

MODEL	T130
ENGINE	
Engine manufacturer	Deutz TCD3.6L4-CFXT95U
Type	Turbo charger
Engine power	127 hp 95 kW
PTO power	118 hp 87 kW
Rated engine speed	2200 rpm
No. of cylinders	4
Displacement	3621.5 cc 221 cu. in.
Air cleaner	Dual Dry
Alternator	12V, 120A
Fuel system	CRDI
POWERTRAIN	
Transmission type	Power Shuttle / 6-Speed Shift APS
No. of speeds	F36 x R36 w/Creep
Max. traveling speed	37.2 km/h 23.1 mph
Brakes	Wet, Multi-disc
Steering	Hydrostatic
Clutch	Wet, Multi-plate
CAPACITIES	
Fuel tank	190 L 50.2 gal
Coolant	18.1 L 19.1 qt
Crankcase	8 L 2.1 gal
Transmission/Hydraulics system	101.8 L 26.9 gal
Front axle	7.2 L 1.9 gal
PTO	
PTO type	Independent
PTO control	Electro-hydraulic
PTO rear	540/540E/1000 (Reversible shaft)
HYDRAULIC SYSTEM	
Pump type	Dual gear pump
Implement flow	76.1 l/min 20.1 gpm
Steering flow	34.5 l/min 9.1 gpm
Total flow	110.5 l/min 29.2 gpm
Category, 3-point hitch	II
Hitch lift capacity	3747.6 kg
Hitch lift capacity at 24 inches behind link ends	3635.1 kg 8014 lb
Lift control type	Position/Draft
No. of standard remote valves	6
DIMENSIONS & WEIGHTS	
Overall length with 3-point hitch	4490.7 mm 176.8 in.
Overall width	2359.7 mm 92.9 in.
Wheelbase	2590.8 mm 102 in.
Height to top of cabin	2938.8 mm 115.7 in.
Min. ground clearance	410 mm 16.1 in.
Min. turn radius with brakes	4229.1 mm 166.5 in.
Min. turn radius without brakes	4800.6 mm 189 in.
Weight with cab	4545 kg 10020 lb
STANDARD TIRES	
Agricultural - Front	380/85 R 28
Agricultural - Rear	460/85 R 38(18.4R38)



Designed for your world

TYM creates tractors that bring together alluring form, advanced function and accessible value. Through Korean expertise in design, engineering and manufacturing, the company helps owners overcome every obstacle as they shape the world around them.

Headquartered in Korea with distribution across North America, Europe, and Asia, and assembly operations in the USA, TYM has been empowering customers for over 70 years.

www.tym.world