

T265

Sub-Compact, Series 1
24 hp




Packed with features to help accomplish your goals


Get more work done quicker with this small-frame tractor. The T265 balances maximized lift capabilities and high maneuverability to be an all-round multi-tasking machine.




1. Optional loader with high lift capacity



2. PTO on/off switch



3. Dual filter air cleaner



4. Cruise control



5. Foldable ROPS or heated cab




6. Joystick control for front loader



Ergonomic features for enhanced productivity

A wide operator cabin with a flat floor offers good visibility and ample leg room, promoting comfortable operation. All controls are within arm's reach, including a dial to control the cutting height of the mid-mount implement. The accelerator, brake pedal, differential lock, and parking brake are easily accessible on the floor of the cabin, located precisely where you expect them to be. These features make this tractor easy to operate, even for novice drivers.



Simple and effective TYM engine

This tractor comes equipped with the South Korean-made TYM engine and is naturally aspirated. The minimal design and minimized emissions results in a more efficient engine, lowering fuel and maintenance costs.




High capacity fuel tank to support time intensive work

The high capacity fuel tank allows drivers to take on jobs for longer periods without stopping for fuel. This is in addition to the engine, which promotes fuel-efficient operation and increases the time before a refuel.



Dual filter air cleaner for engine longevity

The tractor comes with an additional filter to protect the engine of the tractor from harmful particles, drastically extending the engine life.



Cast iron components for sturdier connections

To perform durably with heavier loads, the rear of the rear of this tractor features sturdy cast-iron components to connect implements. The material enhances efficiency of the hydraulics and helps increase component lifecycles.



Easy to open hood for convenient maintenance

The tractor hood can be opened in one motion, providing easy access to the engine and other systems for daily checks, routine service and maintenance. The side panel can also be removed easily without the need for specialized tools.

Technical specifications

ENGINE	
Engine manufacturer	TYM A1100N2
Type	Natural Aspiration
Gross engine power	24 hp
PTO power	18.3 hp 13.6 kW
Rated engine speed	2600 rpm
No. of cylinders	3
Displacement	71.7 cu. in. 1175 cc
Air cleaner	Dual Dry
Alternator	12V, 50A
Fuel system	IDI
POWERTRAIN	
Transmission type	HST
No. of speeds	Infinite 2-Range
Max. traveling speed	12.9 mph 20.8 kmph
Brakes	Wet Disc
Steering	Hydrostatic
Clutch	N/A
CAPACITIES	
Fuel tank	6.6 gal 25 L
Coolant	5.9 qt 5.6 L
Crankcase	4.5 qt 4.3 L
Transmission/Hydraulics system	18 qt 17 L
Front axle	4.8 qt 4.5 L

PTO	
PTO type	Independent
PTO control	Electric/Hydro
PTO rear	540 rpm
HYDRAULIC SYSTEM	
Pump type	Dual Gear Pump
Implement flow	4.4 gpm 16.66 l/min
Steering flow	2.7 gpm 10.22 l/min
Total flow	7.1 gpm 26.88 l/min
Category, 3-point hitch	I
Hitch lift capacity	1534 lb 696 kg
Hitch lift capacity at 24 inches behind link ends	1102 lb 500 kg
Lift control type	Position
No. of standard remote valves	1
DIMENSIONS & WEIGHTS	
Overall length with 3-point hitch	107.8 in. 2740 mm
Overall width	52.8 in. 1342 mm
Wheelbase	58.3 in. 1480 mm
Height to top of ROPS	89.8 in. 2280 mm
Min. ground clearance	7.71 in. 196 mm
Min. turn radius with brakes	98.5 in. 2502 mm
Min. turn radius without brakes	105.5 in. 2682 mm
Weight with ROPS	1881 lb 853 kg
Weight with cab	2399 lb 1088 kg
STANDARD TIRES	
R1 Agricultural - Front	6.0-12
R1 Agricultural - Rear	9.52-20
R3 Turf - Front	25x8.5-14
R3 Turf - Rear	36x13.5-15
R4 Industrial - Front	23x8.5-12
R4 Industrial - Rear	12-16.5

TX2000 Front-End Loader

Attachments

Enhance the functionality of your TYM sub-compact tractor with the TX2000 front-end loader. With impressive lift capacity and height, this TYM front-end loader can help you lift, move and handle material more effectively.



Lift height	86.9 in. / 2207 mm
Lift capacity	1380 lb / 626 kgf
Bucket capacity	6.4 cu. ft / 0.18 cu. m

CAPACITIES & REACH

Lift height	86.9 in. 2207 mm
Max. lift height under level bucket	81.9 in. 2081 mm
Clearance with bucket dumped	64.6 in. 1641 mm
Reach at maximum lift height	21.8 in. 553 mm
Max. dump angle	53°
Reach with bucket on ground	58.5 in. 1487 mm
Max. rollback angle	30°
Digging depth	3.2 in. 82 mm
Lift capacity	1380 lb 626 kgf
Breakout force at ground level, pivot points	2059 lb 934 kgf
Bucket rollback force at ground line	1596 lb 724 kgf
Bucket capacity	6.4 cu. ft 0.18 cu. m
Self leveling	NA
Relief valve setting (Loader control valve)	2276 psi 160 kg/sq. cm

DIMENSIONS & WEIGHTS

Overall height in carry position	46.1 in. 1170 mm
Depth of Attachment (to the back of the inner shell)	16.7 in. 423 mm
Height of Attachment	19 in. 484 mm
Length of Attachment (to pivot point)	23.3 in. 592 mm
Weight of boom & quick attach mechanism (1)	363.8 lb 165 kg
Weight of mounting frame (2)	116.8 lb 53 kg
Weight of bucket (3)	202.8 lb 92 kg
Loader total weight (1+2+3)	683.4 lb 310 kg
Lift cylinder	1.77x1.18 in. 45x30 mm
Bucket cylinder	1.97x1.18 in. 50x30 mm
Attachment used for specification	59.8 in. 1520 mm

CYCLE TIMES

Boom raising time	4.1 sec
Boom lowering time	2.3 sec
Bucket rollback time	2.6 sec
Bucket dumping time	4.1 sec

COMPATIBLE BUCKET SIZES

TYM's multi-purpose buckets are capable of bulldozing, scraping, loading, metering, moving, and clamping material.

60" Front-End Loader bucket

TB65 Backhoe

Attachments

The TB65 is engineered to handle your scaled-up requirements. This TYM backhoe attachment offers enhanced functionality without compromising balance with an enhanced dig depth and wider swing angle.



Digging depth	80.4 in. / 2042 mm
Loading height	63 in. / 1602 mm
Backhoe reach	117.7 in. / 2989 mm

CAPACITIES & REACH

Backhoe reach	117.7 in. 2989 mm
Swing angle	180°
Bucket rotation	180°
Stabilizer spread (lowered position)	70.5 in. 1792 mm
Stabilizer spread (raised position)	60 in. 1525 mm

PERFORMANCE

Digging depth	80.4 in. 2042 mm
Loading height	63 in. 1602 mm
Max. leveling angle	10°
Angle of departure	15°

DIMENSIONS & WEIGHTS

Transport overhang	45.7 in. 1162 mm
Transport height (max.)	81.1 in. 2060 mm

COMPATIBLE BUCKET SIZES

TYM's multi-purpose buckets are capable of bulldozing, scraping, loading, metering, moving, and clamping material.

9" backhoe bucket	12" backhoe bucket
16" backhoe bucket	18" backhoe bucket

MM60R-1 Mid-Mount Mower

Attachments

Built with 60-inch working width cutting deck and 5.12-inch transport height, the TYM MM60R-1 mid-mount mower is designed to optimize your cutting time and improve cut quality.

Blade velocity	18362 fpm
Blade length	20.8 in. / 528.3 mm
Working width	60 in. / 1524 mm



GENERAL	
Type	Side discharge
Mounting method	Parallel linkage
Lift linkage type	Lower link lift
Adjustment of increment	Dial gauge
Dial gauge hole	7 EA
Dial gauge gab between hole	0.5 in. 12.7 mm
Dial gauge total gab	3 in. 76.2 mm
Universal joint	Ø21.6x525L
Wheel	4 EA
Assistant wheel	1 EA
Belt	V-Belt
Color	Super RED

DIMENSIONS & WEIGHTS	
Length	1.5 in. 38.2 mm
Width	2.92 in. 74.3 mm
Height	0.28 in. 7.2 mm
Deck thickness	0.13 in. 3.3 mm
Weight	272 lb 123.4 kg
Working width	60 in. 1524 mm
Cutting height	≈1-4 in. 25.4-101.6 mm
Transport height	≈5.12 in. 130 mm

PERFORMANCE	
No. of blades	3 EA
Blade velocity	18362 fpm
Blade length	20.8 in. 528.3 mm
Power rating	20-25 hp 14.9-18.6 kW

Upgrades for the Series 1, T265

Complement the capabilities of your TYM tractor with compatible accessories and options.

Accessories

Front counterweights

Mulching kits



Options

Tire

R3 Turf Tires

F 25x8.5 - 14

R 36x13.5-15



Designed for your world

TYM creates tractors that bring together alluring form, advanced function and accessible value. Through Korean expertise in design, engineering and manufacturing, the company helps owners overcome every obstacle as they shape the world around them.

Headquartered in Korea with distribution across North America, Europe, and Asia, and assembly operations in the USA, TYM has been empowering customers for over 70 years.

www.tym.world