

2024 Catalog

# Series 4

Compact Utility Tractors

67 - 74 hp



For distribution and sales in North American territories

# Series 4 Compact Utility Tractors

The Series 4 compact utility tractors combine optimized dimensions and maximized lift capabilities. An efficient engine and a larger fuel

tank make these tractors ideal for for semi-private to commercial-scale challenges.



## T654

Engine power 67 hp - Lift capacity 4270 lb



## T754

Engine power 74 hp - Lift capacity 5154 lb



# Balancing power and productivity with maximized maneuverability

The Series 4 tractors have a high lift capacities for the hitch and optional loader, making them ideal to carry heavier loads and connect to larger implements and attachments. With a premium operator cabin complete with joystick controls for loaders and remote valves for rear implements, drivers are supported with the comfort needed to perform tasks productively.

Maneuverability and power come together in these machines, equipped to take on a range of medium to heavy-duty applications, from managing farm animals efficiently and clearing your land, to moving material for a development and powering larger turf care projects.

## Most popular applications



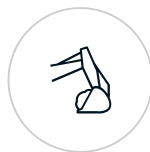
Livestock & Poultry



Land Clearing & Forestry



Material Handling




Landscaping





# All the right features to get the job done



## EU Stage V certified Deutz engine

Built with precision German engineering, Deutz engines offer high power and torque, even at low RPMs. Their longer lifespans and high reliability make them an ideal choice to boost productivity.



## High capacity fuel tank for time-intensive work

High capacity fuel tanks allow drivers to take on longer jobs without stopping for fuel. Combined with the engine, these tractors promote fuel-efficient operation and lower cycle times.



## Interior detailing to promote operator comfort

Operators can easily activate core functions of the tractor from the main console, including the PTO on/off switch. Detailed digital alerts and indications give operators at-a-glance understanding of the tractor.



## Deluxe cabin with climate control

These tractors offer entry and exit from either side and host all the modern amenities for operator comfort. With greater visibility, heating and A/C as standard, operators can be productive, safe and comfortable in all kinds of weather.



## 4-port rear hydraulic valves

The 4-port valve on the rear of the tractor allows easy control of implements with different functions.



# T654

Ultimate power and maneuverability



## Key specifications:

Engine power  
**67 hp -**

Engine manufacturer  
**Deutz TCD2.9L4**

Lift capacity  
**4270 lb**

PTO power  
**61.9 hp -**



1. Selectable 4WD



2. PTO shift lever



3. Loader Joystick




4. Differential Lock



5. Draft Control



6. Extendable lower link ends



# T754

Series standard, with high power and lift



## Key specifications:

Engine power  
**74 hp -**


Engine manufacturer  
**Deutz TCD2.9L4**

Lift capacity  
**5154 lb**

PTO power  
**64.1 hp -**




1. Hydrostatic power steering with tilt



2. External lever to adjust rear implements



3. Optional loader, controlled by joystick



4. Cabin with full A/C and heating



5. Suspension seat for operator comfort and security



6. Digital instrument panel



# Specification Guide

MODEL	T654	T754
<b>ENGINE</b>		
Engine manufacturer	Deutz TCD2.9L4	Deutz TCD2.9L4
Type	Turbo	Turbo
Engine power	67 hp   50 kW	74 hp   55.4 kW
PTO power	61.9 hp   46.1 kW	64.1 hp   47.8 kW
Rated engine speed	2200 rpm	2200 rpm
No. of cylinders	4	4
Displacement	2900 cc   177 cu. in.	2900 cc   177 cu. in.
Air cleaner	Dual Dry	Dual Dry
Alternator	12V, 95A	12V, 95A
Fuel system	CRDI	CRDI
<b>POWERTRAIN</b>		
Transmission type	Synchro-Shuttle/HST	Synchro-Shuttle/Power Shuttle
No. of speeds	F24xR24	F16xR16 (creep interlock)
Max. traveling speed	39.15 kmph_EU 20.2 mph   24.3 mph	38.8 kmph   24.1 mph
Brakes	Wet Disc	Wet Disc
Steering	Hydrostatic	Hydrostatic
Clutch	Dry Single Plate _ M Wet Multi Plate _ PS	Dry Single Plate _ M Wet Multi Plate _ PS
<b>CAPACITIES</b>		
Fuel tank	70 L   18.48 U.S. gal.	90 L   23.8 gal
Coolant	10 L   10.6 qt	10 L   10.6 qt
Crankcase	8 L   8.5 qt	8 L   8.5 qt
Transmission/Hydraulics system	41.6 L   11 qt	68.1 L   18 qt
Front axle	16.3 L   4.3 gal	16.4 L   4.3 gal
<b>PTO</b>		
PTO type	Independent	Independent
PTO control	Electric/Hydro	Electric/Hydro
PTO rear	540/750/1000 rpm	540/750 540/1000 (Opt) rpm
<b>HYDRAULIC SYSTEM</b>		
Pump type	Dual Gear Pump	Dual Gear Pump
Implement flow	38.99 l/min   10.3 gpm	38.99 l/min   10.3 gpm
Steering flow	21.96 l/min   5.8 gpm	21.96 l/min   5.8 gpm
Total flow	60.95 l/min   16.1 gpm	60.95 l/min   16.1 gpm
Category, 3-point hitch	II	II
Hitch lift capacity	1937 kg	2338 kg
Hitch lift capacity at 24 inches behind link ends	1430 kg   3153 lb	1579 kg   3481 lb
Lift control type	Position/Draft/Mech	Position/Draft/Mech
No. of standard remote valves	2	2
<b>DIMENSIONS &amp; WEIGHTS</b>		
Overall length with 3-point hitch	3952 mm   155.6 in.	4002 mm   157.5 in.
Overall width	1840 mm   72.4 in.	1940 mm   76.4 in.
Wheelbase	2150 mm   84.6 in.	2188 mm   86.1 in.
Height to top of ROPS	2545 mm   100.2 in.	2624 mm   103.3 in.
Min. ground clearance	435 mm   17.1 in.	465 mm   18.3 in.
Min. turn radius with brakes	3590 mm   141.3 in.	3700 mm   145.7 in.
Min. turn radius without brakes	4120 mm   162.2 in.	4135 mm   162.8 in.
Weight with cab	2520 kg   5555 lb	2865 kg   6316 lb
<b>STANDARD TIRES</b>		
R1 Agricultural - Front	FSTR 9.5 R20 TL	FSTR 280/85R24 TL (11R24)
R1 Agricultural - Rear	FSTR 380/85R28 TL (14.9R28)	FSTR 420/85R30 TL (16.9R30)
R4 Industrial - Front	Trac Chief 10.5/80-18 NHS TL 10PR	Trac Chief 15-19.5 NHS TL 6PR
R4 Industrial - Rear	Xtra Grip 18.4-24 NHS TL 8PR	Xtra Grip 18.4-24 NHS TL 8PR



# Designed for your world

TYM creates tractors that bring together alluring form, advanced function and accessible value. Through Korean expertise in design, engineering and manufacturing, the company helps owners overcome every obstacle as they shape the world around them.

Headquartered in Korea with distribution across North America, Europe, and Asia, and assembly operations in the USA, TYM has been empowering customers for over 70 years.

[www.tym.world](http://www.tym.world)