

T494

Compact, Series 3
48.3 hp



Packed with features to help accomplish your goals


Take on tough jobs in tight spaces with the T494. This tractor brings you the best features from our compact and utility ranges, balancing high power output with maximized maneuverability.



1. Cruise control switch



2. Projection headlights



3. 4-port rear hydraulic valve



4. 3-range HST & 8F x 8R gear transmission



5. PTO switch




6. Digital instrument panel



Telescopic linkages and stabilizers

Telescopic linkages allow implements to be easily connected and swapped out, without needing input from the operator cabin. Stabilizers make it possible for the tractor to adapt to implements of varying loads, without putting too much pressure on the engine productivity.



4-cylinder TYM diesel engine with high output

Equipped with a powerful, Tier-4 certified 4-cylinder engine, this tractor has an output comparable to utility tractors while maintaining the dimensions of a sub-compact tractor. The durable body and efficient engine come together to perform medium duty applications efficiently and productively.




Superior operator amenities for greater productivity

Fully equipped with modern amenities to maximize operator comfort, this tractor is complete with a large cup holder, wireless smartphone charging dock, multiple USB ports to charge personal devices and a bluetooth speaker. These features are designed to promote productivity, keeping drivers hydrated, connected and alert during every job.



Durable power steering and axle configuration

The heavy duty 4WD front axle allows the tractor to lift heavy loads and tow large implements. Powerful hydraulics support the power steering system, which benefits from a dual action mechanism using a hydraulic cylinder and tandem type hydraulic pump.



3rd function hydraulic valve to enhance implement capabilities

Allowing for versatile implement handling, this tractor comes ready with a 3rd function installation kit. It can maximize the use of a bucket implement with 4-in-1 functionality, including lifting, tilting, dumping and grappling.



Easy maintenance and service

The hood of the tractor can be easily opened, allowing quick access to the engine and other systems for daily checks, routine service and maintenance. These help increase the durability of the tractor.

Technical specifications

ENGINE	
Engine manufacturer	TYM A2300N2
Type	Natural Aspiration
Gross engine power	48.3 hp
PTO power	37.2 hp 27.4 kW
Rated engine speed	2600 rpm
No. of cylinders	4
Displacement	139.5 cu. in. 2286 cc
Air cleaner	Single Dry
Alternator	12V, 70A
Fuel system	IDI
POWERTRAIN	
Transmission type	Synchro-Shuttle/HST
No. of speeds	F8xR8/Infinite 3-range
Max. traveling speed	18.6 mph 30 kmph
Brakes	Wet Disc
Steering	Hydrostatic
Clutch	Dry Single Plate
CAPACITIES	
Fuel tank	17.0 gal 60 L
Coolant	6.9 qt 6.53 L
Crankcase	6.8 qt 6.4 L
Transmission/Hydraulics system	9.2 gal 34.8 L
Front axle	10.5 qt 9.9 L

PTO	
PTO type	Independent
PTO control	Electric/Hydro
PTO rear	540 rpm
HYDRAULIC SYSTEM	
Pump type	Dual Gear Pump
Implement flow	7.66 gpm 29 l/min
Steering flow	4.25 gpm 16.09 l/min
Total flow	11.91 gpm 45.08 l/min
Category, 3-point hitch	I
Hitch lift capacity	3822 lb 1733 kg
Hitch lift capacity at 24 inches behind link ends	3057 lb 1387 kg
Lift control type	Position/Draft
No. of standard remote valves	2
DIMENSIONS & WEIGHTS	
Overall length with 3-point hitch	141.3 in. 3590 mm
Overall width	63.8 in. 1620 mm
Wheelbase	76.2 in. 1935 mm
Height to top of ROPS	102.1 in. 2594 mm
Min. ground clearance	13.8 in. 350 mm
Min. turn radius with brakes	121.2 in. 3080 mm
Min. turn radius without brakes	131.5 in. 3340 mm
Weight with ROPS	3871 lb 1756 kg
Weight with cab	4198 lb 1904 kg
STANDARD TIRES	
R1 Agricultural - Front	Farm Specialist 9.5-16 NHS TL 6PR
R1 Agricultural - Rear	Farm Specialist 14.9-24 NHS TL 6PR
R3 Turf - Front	Multi-Trac CS 27x10.50-15 NHS TL 4PR
R3 Turf - Rear	Multi-Trac CS 44x18.00-20 NHS TL 4PR
R4 Industrial - Front	Trac Chief 12-16.5 NHS TL 6PR
R4 Industrial - Rear	Xtra Grip 16.9-24 NHS TL 6PR

BY85 Backhoe

Attachments

For heavy duty tasks, you can depend on TYM BY85 to deliver performance and power. Built to take advantage of the features of TYM Series 3 compact tractors, the TYM BY85 backhoe attachment is ideal for applications that require the extra power.

Digging depth	103.2 in. / 2621 mm
Loading height	92.4 in. / 2347 mm
Backhoe reach	134.4 in. / 3414 mm

CAPACITIES & REACH

Backhoe reach	134.4 in. 3414 mm
Swing angle	180°
Bucket rotation	151°
Stabilizer spread (lowered position)	88.8 in. 2256 mm
Stabilizer spread (raised position)	68.4 in. 1737 mm

PERFORMANCE

Digging depth	103.2 in. 2621 mm
Loading height	92.4 in. 2347 mm
Max. leveling angle	10°
Angle of departure	21°



DIMENSIONS & WEIGHTS

Transport overhang	50.4 in. 1280 mm
Transport height (max.)	91.2 in. 2317 mm

COMPATIBLE BUCKET SIZES

TYM's multi-purpose buckets are capable of bulldozing, scraping, loading, metering, moving, and clamping material.

9" backhoe bucket	12" backhoe bucket
16" backhoe bucket	18" backhoe bucket
24" backhoe bucket	36" backhoe bucket

TX57 Front-End Loader

Attachments

The TX57 front-end loader takes advantage of the power and durability of TYM compact tractors. Ideal for tasks that require more strength, the TX57 front-end loader can help you get your tasks done more efficiently.



Lift height	109.4 in. / 2780 mm
Lift capacity	2790 lb / 1266 kgf
Bucket capacity	11.3 cu. ft / 0.32 cu. m

CAPACITIES & REACH

Lift height	109.4 in. 2780 mm
Max. lift height under level bucket	101 in. 2566 mm
Clearance with bucket dumped	83.6 in. 2123 mm
Reach at maximum lift height	17.6 in. 447 mm
Max. dump angle	50°
Reach with bucket on ground	71.5 in. 1815 mm
Max. rollback angle	35°
Digging depth	5.5 in. 140 mm
Lift capacity	2790 lb 1266 kgf
Breakout force at ground level, pivot points	5316 lb 2411 kgf
Bucket rollback force at ground line	4356 lb 1976 kgf
Bucket capacity	11.3 cu. ft 0.32 cu. m
Self leveling	NA
Relief valve setting (Loader control valve)	2489 psi 175 kg/sq. cm

DIMENSIONS & WEIGHTS

Overall height in carry position	56.8 in. 1442 mm
Depth of Attachment (to the back of the inner shell)	21.1 in. 537 mm
Height of Attachment	20.4 in. 519 mm
Length of Attachment (to pivot point)	27.3 in. 694 mm
Weight of boom & quick attach mechanism (1)	535.7 lb 243 kg
Weight of mounting frame (2)	313 lb 142 kg
Weight of bucket (3)	271.2 lb 123 kg
Loader total weight (1+2+3)	1120 lb 508 kg
Lift cylinder	2.4x1.4 in. 60x35 mm
Bucket cylinder	2.4x1.4 in. 60x35 mm
Attachment used for specification	72 in. 1830 mm

CYCLE TIMES

Boom raising time	6.4 sec
Boom lowering time	4.2 sec
Bucket rollback time	3.8 sec
Bucket dumping time	5.7 sec

COMPATIBLE BUCKET SIZES

TYM's multi-purpose buckets are capable of bulldozing, scraping, loading, metering, moving, and clamping material.

72" Front-End Loader bucket

Upgrades for the Series 3, T494

Complement the capabilities of your TYM tractor with compatible accessories and options.

Accessories

Block heater

Mid-PTO kit

T85A Mechanical Thumb

Front counterweights

BHPAD200 Street Pads



Options

Tire	R1 Agricultural Tires	F Farm Specialist 9.5 - 16 NHS TL 6PR	R Farm Specialist 14.9-24 NHS TL 6PR
Tire	R3 Turf Tires	F Multi - Trac CS 27x10.50 - 15 NHS TL 4PR	R Multi-Trac CS 44x18.00-20 NHS TL 4PR
Tire	R4 Industrial Tires	F Trac Chief 12 - 16.5 NHS TL 6PR	R Xtra Grip 16.9-24 NHS TL 6PR



Designed for your world

TYM creates tractors that bring together alluring form, advanced function and accessible value. Through Korean expertise in design, engineering and manufacturing, the company helps owners overcome every obstacle as they shape the world around them.

Headquartered in Korea with distribution across North America, Europe, and Asia, and assembly operations in the USA, TYM has been empowering customers for over 70 years.

www.tym.world