

3515H

Compact, Series 2
35 hp



Packed with features to help accomplish your goals

Compact enough to give you the versatility you need, and powerful enough to take on the tougher jobs on and off the field.




1. New iconic hood




2. Comfortable suspension seat



3. Ergonomic lever




4. Highly responsive forward & reverse HST (3515H)



5. High-capacity fuel tank



6. High visibility instrumental panel



Eco-friendly TYM Tier-IV engine

Equipped with a naturally aspirated engine designed and manufactured by TYM, the tractor is designed to be eco-friendly and fuel-efficient but makes no compromise on performance and reliability.



Tilt steering wheel

The tilt steering wheel allows operators to adjust the position of the steering wheel for a more comfortable driving experience.



PTO on/off switch

Safety is always first. The PTO switch ensures the safe operation of all tractor attachments.



LED work light (Optional)

Full front & rear LED work lights facilitate safer operations, particularly in low visibility conditions such as rainy or dusty work environments.



Differential lock system & low turning angle

The differential lock system activated with easily accessible levers provides enhanced traction in slippery work environments. 52° turning angle makes operation in narrow areas much easier.



Water-separating fuel filter

The water-separating fuel filter prevents foreign substances from entering the fuel, ensuring better engine start ability and preventing damage to the machine.

Technical specifications

ENGINE	
Engine manufacturer	TYM A1700N2 IDI
Type	Natural Aspiration
Gross engine power	35 hp
PTO power	30 hp 22.5 kW
Rated engine speed	2600 rpm
No. of cylinders	3
Displacement	104.5 cu. in. 1174 cc
Air cleaner	Dry Element
Alternator	12V, 50A
Fuel system	IDI
POWERTRAIN	
Transmission type	HST
No. of speeds	3-Range
Max. traveling speed	18.8 mph 30.2 kmph
Brakes	Wet, Multi-disc
Steering	Hydrostatic
Clutch	No
CAPACITIES	
Fuel tank	7.1 gal 27 L
Coolant	5.28 qt 4.9 L
Crankcase	4.5 qt 4.2 L
Transmission/Hydraulics system	9.8 gal 37.1 L
Front axle	1.7 qt 1.6 L

PTO	
PTO type	Independent
PTO control	Wet, Multi-disc
PTO rear	560 rpm
HYDRAULIC SYSTEM	
Pump type	Single Gear Pump
Implement flow	4.3 gpm 16.3 l/min
Steering flow	8 gpm 30.3 l/min
Total flow	12.3 gpm 46.6 l/min
Category, 3-point hitch	I
Hitch lift capacity	3306 lb 1500 kg
Hitch lift capacity at 24 inches behind link ends	2425 lb 1100 kg
Lift control type	Position
No. of standard remote valves	Optional (Up to 4)
DIMENSIONS & WEIGHTS	
Overall length with 3-point hitch	120.9 in. 3070.9 mm
Overall width	56.3 in. 1430 mm
Wheelbase	65.7 in. 1668.8 mm
Height to top of ROPS	97.3 in. 2471.4 mm
Min. ground clearance	14.4 in. 365.8 mm
Min. turn radius with brakes	7.51 in 2.29 mm
Min. turn radius without brakes	8.5 ft 2.6 m
Weight with ROPS	3163 lb 1434.7 kg
STANDARD TIRES	
R1 Agricultural - Front	8-16
R1 Agricultural - Rear	12.4-24
R4 Industrial - Front	28x8.50-15
R4 Industrial - Rear	43x16.00-20

BL150 Front-End Loader

Attachments

The BL150 front-end loader takes advantage of the power and durability of compatible TYM compact tractors. Ideal for tasks that require more strength, these front-end loaders can help you get your tasks done more efficiently.



Lift height	104.9 in. / 2665 mm
Lift capacity	2200 lb / 998 kgf
Bucket capacity	8.1 cu. ft / 0.23 cu. m

CAPACITIES & REACH	
Lift height	104.9 in. 2665 mm
Max. lift height under level bucket	96.3 in. 2445 mm
Clearance with bucket dumped	77.0 in. 1955 mm
Reach at maximum lift height	15.9 in. 405 mm
Max. dump angle	55°
Reach with bucket on ground	72.7 in. 1847 mm
Max. rollback angle	35°
Digging depth	4.7 in. 119 mm
Lift capacity	2200 lb 998 kgf
Breakout force at ground level, pivot points	3422 lb 1552 kgf
Bucket rollback force at ground line	2557 lb 1160 kgf
Bucket capacity	8.1 cu. ft 0.23 cu. m
Self leveling	NA
Relief valve setting (Loader control valve)	2446 psi 172 kg/sq. cm

DIMENSIONS & WEIGHTS	
Overall height in carry position	51.0 in. 1295 mm
Depth of Attachment (to the back of the inner shell)	20.9 in. 530 mm
Height of Attachment	20.9 in. 530 mm
Length of Attachment (to pivot point)	28.0 in. 712 mm
Weight of boom & quick attach mechanism (1)	496 lb 225 kg
Weight of mounting frame (2)	269 lb 122 kg
Weight of bucket (3)	243 lb 110 kg
Loader total weight (1+2+3)	1008 lb 457 kg
Lift cylinder	2.2X1.2 in. 55X30 mm
Bucket cylinder	2.0X1.2 in. 50X30 mm
Attachment used for specification	62 in. 1570 mm

CYCLE TIMES	
Boom raising time	4.4 sec
Boom lowering time	3.1 sec
Bucket rollback time	2.6 sec
Bucket dumping time	4.2 sec

BH150 Backhoe

Attachments

The BH150 complements the power and strength of the Series 2 compact tractors, enhancing performance and versatility without compromising safety.

Digging depth	92.2 in. / 2342 mm
Loading height	89.3 in. / 2268 mm
Backhoe reach	117.7 in. / 3134 mm



CAPACITIES & REACH	
Backhoe reach	117.7 in. 3134 mm
Swing angle	180°
Bucket rotation	149°
Stabilizer spread (lowered position)	99.3 in. 2522 mm
Stabilizer spread (raised position)	71.5 in. 1816 mm

PERFORMANCE	
Digging depth	92.2 in. 2342 mm
Loading height	89.3 in. 2268 mm
Max. leveling angle	10°
Angle of departure	18°

DIMENSIONS & WEIGHTS	
Transport overhang	47 in. 1194 mm
Transport height (max.)	83.5 in. 2121 mm

COMPATIBLE BUCKET SIZES	
TYM's multi-purpose buckets are capable of bulldozing, scraping, loading, metering, moving, and clamping material.	

9" backhoe bucket	12" backhoe bucket
16" backhoe bucket	18" backhoe bucket
24" backhoe bucket	

Upgrades for the Series 2, 3515H

Complement the capabilities of your TYM tractor with compatible accessories and options.

Accessories



Options

Tire	R1 Agricultural Tires	F 8.0 - 16	R 12.4-24
Tire	R4 Industrial Tires	F 28x8.50 - 15	R 43x16.00-20



Designed for your world

TYM creates tractors that bring together alluring form, advanced function and accessible value. Through Korean expertise in design, engineering and manufacturing, the company helps owners overcome every obstacle as they shape the world around them.

Headquartered in Korea with distribution across North America, Europe, and Asia, and assembly operations in the USA, TYM has been empowering customers for over 70 years.

www.tym.world