

2023 Catalog

Series 6

Utility Tractors

129 ps



For distribution and sales in the South Korean market only

Series 6 Utility Tractors

The Series 6 tractors combine robust interiors and exteriors, equipping them for heavy duty and time-intensive applications. Whether you are looking to traverse hard or soft terrain, power large

implements or attachments and maximize productivity of the engine or operator, the Series 6 tractors cover it all.



T130

Engine power	Lift capacity
129 ps -	3747 kg

Taking utility to the next level, by design

In addition to impressive lift capabilities, greater transmission controls and power output, the Series 6 tractors are equipped with deluxe operator amenities. With cabins that provide lasting comfort, these tractors also promote operator productivity and accelerate project completion.

Featuring models capable of reaching speeds as low 0.1 mph (0.2 kmph), this series demonstrates effectiveness in applications where high-impact results need to be made in fewer passes, such as trenching. The high-efficiency, liquid cooled engine allows for less than 10% drop off from the front to the back of the tractor. Combined with a large volume fuel tank, this tractor is ready to take on any time-intensive, heavy-duty application, productively and cost-effectively.

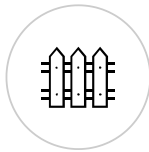
Most popular applications



Material
Handling



Land Clearing
& Forestry




Construction



Arable
Farming



All the right features to get the job done



Powerful, productive Deutz engine

Boasting precise German engineering, this engine offers high power and torque even at lower RPMs. Optimized to work with minimal breakdown, this engine offers productive work over a longer lifecycle.



Smart charger and insulated cup holder

The T130 has the most premium features for operator convenience, including a wireless smartphone charger and a keep hot or cold cupholder, within easy reach from the operator seat.



LED worklights for better visibility

Work safely in low-light conditions, with brighter lights and a wider field of illumination.



10.1 inch touchscreen monitor

Use the easy-to-read 10.1-inch touch screen monitor to view vital information such as the vehicle status.



Side / rear work lights

Work lights are located on the sides and rear of the tractor to allow the operator to safely enter and exit



Electronic organ-type pedal

The organ-style pedal, eases strain on the ankles so that the pedal can be pushed with less effort and give more accurate control to the operator.

T130

The next evolution



Key specifications:

Engine power
129 ps -


Engine manufacturer
Deutz TCD3.6L4

Lift capacity
3747 kg

PTO power
119 ps -




1. Backlit logo



2. Sideview mirrors with LED



3. Push to start button



4. Adjustable suspension seat



5. Hydraulic implement controls



6. Heated rear window

Specification Guide

MODEL	T130
ENGINE	
Engine manufacturer	Deutz TCD3.6L4
Engine power	129 ps 95 kW
Type	Water-cooled, 4-cylinder diesel engine
PTO power	119 ps 87 kW
Rated engine speed	2200 rpm
No. of cylinders	4
Displacement	3621 cc 220.96 cu. in.
Air cleaner	Dual Dry
Alternator	12V, 120A
Fuel system	CRDI
POWERTRAIN	
Transmission type	Power Shuttle / 6-Speed Shift
No. of speeds	F36 x R36
Max. traveling speed	37.4 km/h 23.05 mph
Brakes	Wet Disc
Steering	Hydrostatic
Clutch	Wet Multi Type
CAPACITIES	
Fuel tank	190 L 50.19 U.S. gal.
Coolant	18.1 L 19.1 qt
Crankcase	8 L 8.5 qt
Transmission/Hydraulics system	100 L 26.4 U.S. gal
Front axle	18.1 L 4.8 U.S. gal
PTO	
PTO type	Independent
PTO control	Electro-hydraulic
PTO rear	540/750/1000 rpm
HYDRAULIC SYSTEM	
Pump type	Dual gear pump
Implement flow	80.25 l/min 21.2 gpm
Steering flow	36.34 l/min 9.6 gpm
Total flow	116.59 l/min 30.8 gpm
Category, 3-point hitch	II
Hitch lift capacity	3747 kg
Hitch lift capacity at 24 inches behind link ends	3630 kg 8003 lb
Lift control type	Position/Draft
No. of standard remote valves	6 port
DIMENSIONS & WEIGHTS	
Overall length with 3-point hitch	4490 mm 176.77 in.
Overall width	2360 mm 92.91 in.
Wheelbase	2590 mm 101.96 in.
Height to top of ROPS	2940 mm 115.74 in.
Min. ground clearance	410 mm 16.14 in.
Min. turn radius with brakes	4210 mm 165.7 in.
Min. turn radius without brakes	4740 mm 186.6 in.
Weight with cab	4545 kg 10020 lb
Track width	F: 1880 mm / R: 1815 mm
STANDARD TIRES	
Agricultural - Front	380/85 R 24
Agricultural - Rear	460/85 R 38



Designed for your world

TYM creates tractors that bring together alluring form, advanced function and accessible value. Through Korean expertise in design, engineering and manufacturing, the company helps owners overcome every obstacle as they shape the world around them.

Headquartered in Korea with distribution across North America, Europe, and Asia, and assembly operations in the USA, TYM has been empowering customers for over 70 years.

www.tym.world